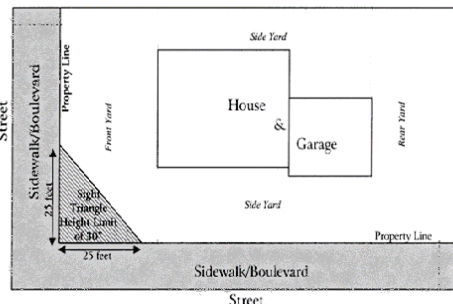


**IMPORTANT  
COMPLIANCE INFORMATION**

On May 15, 2002 the Wenatchee City Council adopted an ordinance that requires all fences, hedges and other planting to meet the three (3) foot height limits within the clear view triangle by **May 15th, 2005**



Above is an example.

Zoning will determine your properties front, side and back setbacks.

Some properties might have easements, for this information you can call engineering at (509) 888-3209

ORDINANCE 2002-08  
Effective May 15, 2002

Please do not hesitate in calling for assistance.

For the Planning department

888-3261

Code Enforcement

(509) 888-3260

Engineering

(509) 888-3209

*Citizen Information Bulletins are intended to assist the public in understanding existing codes and regulations. Bulletins are not complete statements of these laws and rules and should not be used as substitutes. Please consult City of Wenatchee staff to make sure you understand all requirements before beginning any work. It is the responsibility of the applicant to ensure the project meets all codes and regulations.*

Visit us at [wenatcheewa.gov](http://wenatcheewa.gov) for more information regarding codes- policies, forms, maps and "much, much more!"



**RESIDENTIAL  
FENCE  
HEIGHT  
STANDARDS**

CITY OF WENATCHEE  
DEPARTMENT  
OF  
COMMUNITY  
DEVELOPMENT

1350 MCKITTRICK STREET,  
WENATCHEE, WA 98801

PO BOX 519, WENATCHEE WA 98807

(509) 888-3200 Fax (509) 888-3201

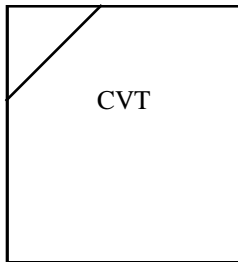
[www@wenatcheewa.gov](http://www@wenatcheewa.gov)

# FENCE HEIGHTS ALLOWED IN THE RESIDENTIAL ZONES

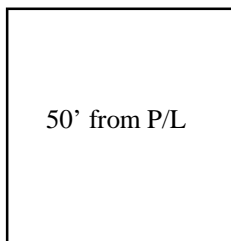
## **Corner Lots,**

*lots with two street frontages*

On corner lots fences, hedges and all other plantings are limited to three (3) feet in height for a distance of twenty five (25) feet from the intersection of property lines that abut public streets. This is known as the clear view triangle.



On corner lots, a solid fence at a maximum height of six (6) feet, may be constructed in the declared side yard, provided it be constructed at least fifty (50) feet from the intersection of the front property lines.



## **IN FRONT YARDS**

A fence constructed to be more than 50% view obscuring such as solid wood, shadow box, slatted chain link, closely placed pickets or rails, is limited to four (4) feet in height when placed in the required front yard setback



A fence constructed to be less than 50% view obscuring such as open chain link, lattice, spaced rail or pickets, for that portion of the fence that is taller than four (4) feet, is limited in height to six (6) feet



In the case of a front yard with a retaining wall, that supports a finished grade level, a fence, four (4) feet high may be added to the retaining wall, provided the fence is less than 50% view obscuring.

Corner lots may cause some confusion as to heights in the front and side street yards and which areas may be considered as a read yard. We recommend you get in contact with our department before starting your project

## **Other Important Information**

### **Permits**

Fence permits are required, and available at our office located at 1350 McKittrick Street. The cost for a permit is \$20.00

If you would like one mailed or fax to you please call (509) 888-3200.

### **Pools**

Fences are required for all in ground pools. They must be completely enclosed by a fence of not less than five (5) feet in height.

Please call the planning department for Setback standards. (509) 888-3261.